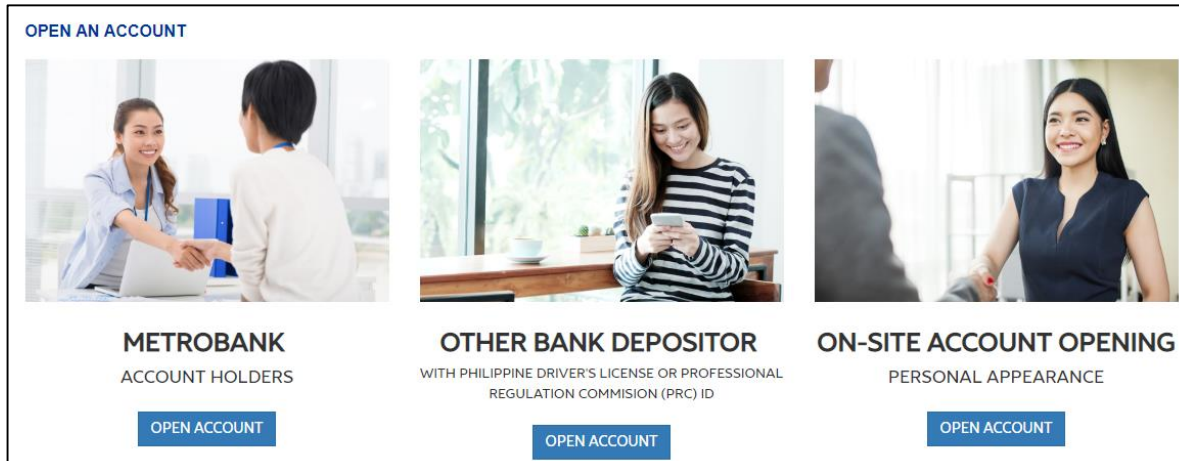


HOW TO OPEN A FIRSTMETROSEC ACCOUNT

IN 3 STEPS ONLINE

1. Log-on to www.bit.ly/FirstMetroSec or visit www.firstmetrosec.com.ph > OPEN AN ACCOUNT

OPEN AN ACCOUNT



METROBANK
ACCOUNT HOLDERS
[OPEN ACCOUNT](#)

OTHER BANK DEPOSITOR
WITH PHILIPPINE DRIVER'S LICENSE OR PROFESSIONAL
REGULATION COMMISSION (PRC) ID
[OPEN ACCOUNT](#)

ON-SITE ACCOUNT OPENING
PERSONAL APPEARANCE
[OPEN ACCOUNT](#)

Account Information

PHP USD

Account Type

[Click here to view definitions of different account types.](#)

Username Username must be 8-15 characters and unique.

Password Re-type Password

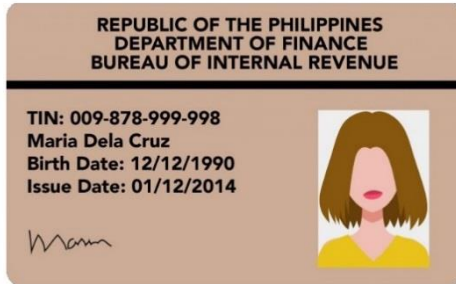
Password must be 8-15 characters with at least one uppercase letter, numeral, and symbol.

Security Question Security Answer

[Continue](#)

Select whether you're a **Metrobank Account Holder** or an **Other Bank Depositor** with either a PRC ID or PH Driver's License. For all others, an on-site appearance is required

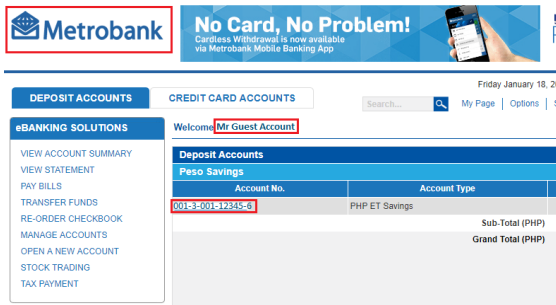
*THINGS TO PREPARE




TAX IDENTIFICATION NUMBER (TIN)



ANY PROOF OF ADDRESS




ANY PROOF OF BANK ACCOUNT



ONE (1) VALID ID ON BOND PAPER SIGNED THRICE



ONE (1) VALID GOVERNMENT ID



**FOR NON-METROBANK ACCOUNT HOLDERS:
VIDEO CALL READY DEVICE
(Laptop, Tablet, Or Smartphone)**

2. Complete the online form with your information and click continue. You will be receiving a verification email

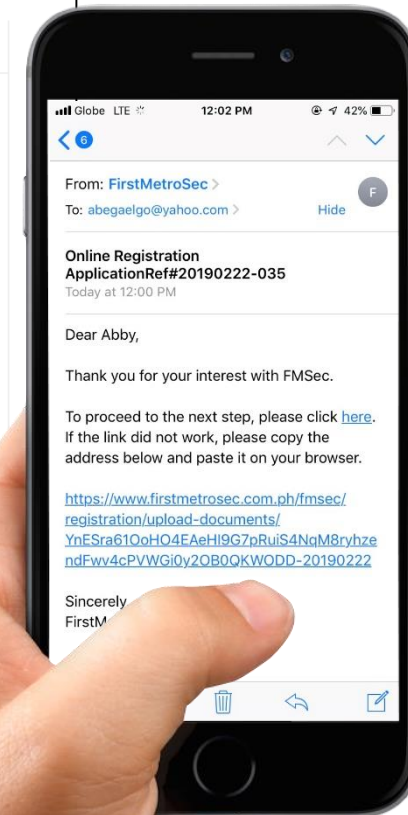
The screenshot shows a multi-step registration process. Step 1, 'Complete the form', is active. The form is divided into two main sections: 'Personal Information' and 'Present Address'.

Personal Information Section:

- First name, Middle name, Last name, Suffix
- Date of birth (MM/DD/YYYY), Place of birth, Nationality
- Gender, Civil Status, Name of Spouse
- Mobile Number (Prefix - 7 Digit Number), Home Telephone Number (Area code - 7 Digit Number)
- Email Address, Confirm Email Address
- Alternative Email address, Office/Business Telephone Number (Area code - 7 Digit Nu)
- TIN Number, SSS/GSIS Number

Present Address Section:

- House Number & Street Name
- Philippines, Province >



3. Upload your documents online

UPLOAD YOUR DOCUMENTS HERE

You can upload at least 1 document. Only the following file formats are accepted: PDF file, Image files (JPG, PNG, JPEG) and Microsoft Word file (DOC, DOCX)

Account #1

Valid ID with specimen signatures

 Browse

[Click here for a list of acceptable IDs](#)

Proof of Address

 Browse

[Click here for a list of acceptable proof of address](#)

Proof of Bank Account with name

 Browse

BACK TO TOP

It will take 2-3 business days to activate your account
(with complete requirements)

AND YOU'RE DONE!

